


# How to renew your license/ registration

Submit your renewal application by logging in to: [Kansas Enterprise Licensing Portal](#)

## 1. Log in to your account



The screenshot shows the Kansas Enterprise Licensing Portal login page. At the top left is the Kansas Board of Veterinary Examiners logo. The top right has a "My Records" button. Below the header, there are links for "Register for an Account" and "Login". A central box contains instructions for veterinarians to renew their license or premise. Below this, an attention user notice states that existing license holders should not create a new account. A navigation menu includes "Home", "KREC Licenses", "KREC Compliance", and "KBVE Licenses". An "Advanced Search" dropdown is present. The main content area is split into two columns. The left column has a "Welcome to the State of Kansas Occupational Licensing Portal" section with a brief overview and a "What would you like to do today?" section with links for "General Information" and "KREC Licenses". The right column features a "Sign In" form with fields for "USERNAME OR EMAIL" and "PASSWORD", a "Forgot Password?" link, and a "SIGN IN" button. Below the form is a "Remember me on this device" checkbox and a "Not Registered? CREATE AN ACCOUNT" link.

**VETERINARIANS looking to RENEW your License/Premise:** Log in to system first, then click on KBVE Licenses to access your license and/or registration records. Find and click on "Click to Renew License." If you started a renewal, find and click on "Resume Renewal."

**ATTENTION USER:** If you already hold a license, **DO NOT CREATE A NEW ACCOUNT.** Contact the [Licensing Agency](#) directly for assistance accessing your account.

Home KREC Licenses KREC Compliance KBVE Licenses

Advanced Search

**Welcome to the State of Kansas Occupational Licensing Portal**

Welcome to our new occupational licensing system. Whether you're a business owner, employee, or applicant, our platform offers the convenience of online access 24/7, allowing you to manage your licensing needs with ease.

We are committed to enhancing your experience through efficient, user-friendly services. To access all available features, please create a user account. As an anonymous user, you can view information and get answers to your questions; however, registration will unlock the full range of services. We look forward to offering you a seamless, interactive experience as you navigate your licensing needs with us.

**What would you like to do today?**  
To get started, select one of the services listed below:

[General Information](#) [KREC Licenses](#)

Sign In

USERNAME OR EMAIL\*

PASSWORD\*

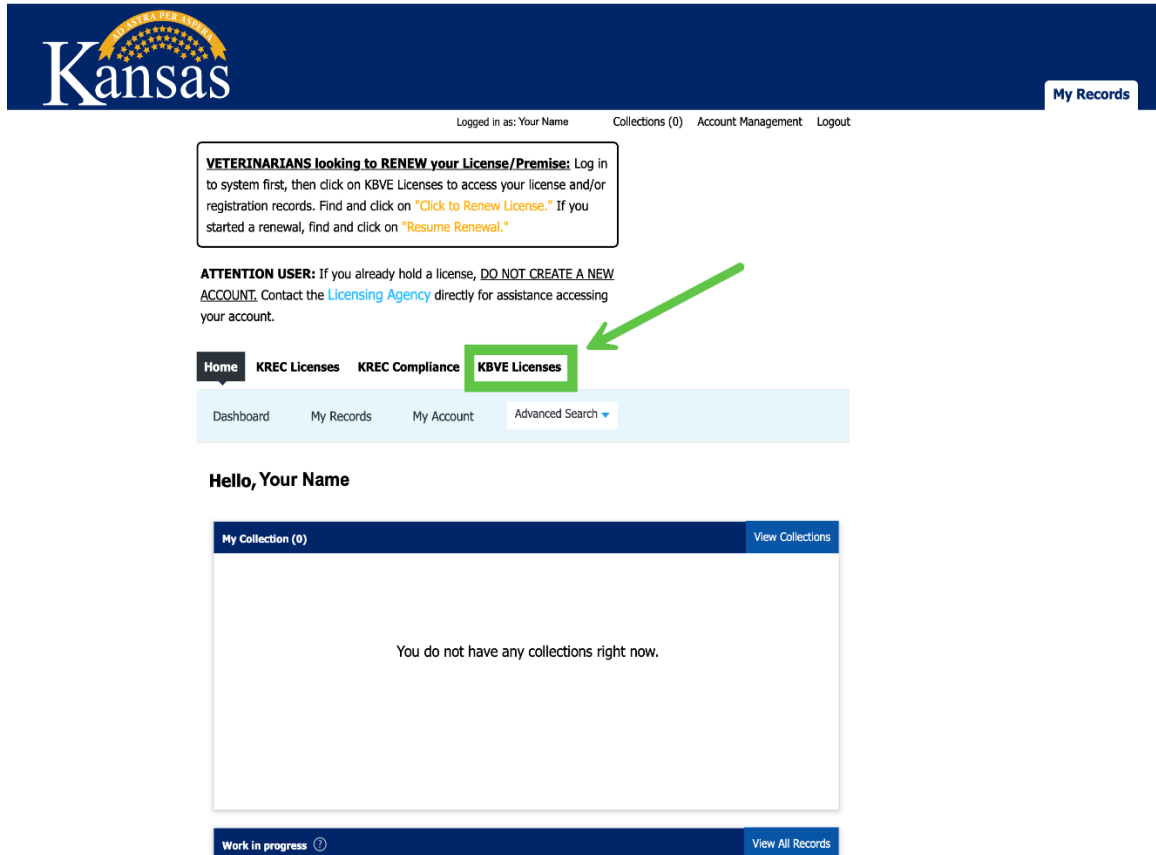
[Forgot Password?](#)

**SIGN IN**

Remember me on this device

Not Registered?  
[CREATE AN ACCOUNT](#)

## 2. Click on KBVE Licenses



The screenshot shows the website interface for the Kansas Board of Veterinary Examiners. At the top, there is a dark blue header with the logo on the left and a 'My Records' button on the right. Below the header, the user is logged in as 'Your Name' and has 'Collections (0)', 'Account Management', and 'Logout' options. A central message box provides instructions for veterinarians looking to renew their license or premise. Below this, an attention user notice advises not to create a new account if a license is already held. The navigation menu includes 'Home', 'KREC Licenses', 'KREC Compliance', and 'KBVE Licenses', with the latter highlighted in green and a green arrow pointing to it. Below the navigation menu, there are links for 'Dashboard', 'My Records', 'My Account', and 'Advanced Search'. The main content area displays 'Hello, Your Name' and a 'My Collection (0)' section with a 'View Collections' button. A message states 'You do not have any collections right now.' At the bottom, there is a 'Work in progress' indicator and a 'View All Records' button.

**VETERINARIANS looking to RENEW your License/Premise:** Log in to system first, then click on KBVE Licenses to access your license and/or registration records. Find and click on "Click to Renew License." If you started a renewal, find and click on "Resume Renewal."

**ATTENTION USER:** If you already hold a license, DO NOT CREATE A NEW ACCOUNT. Contact the [Licensing Agency](#) directly for assistance accessing your account.

Home KREC Licenses KREC Compliance **KBVE Licenses**

Dashboard My Records My Account Advanced Search

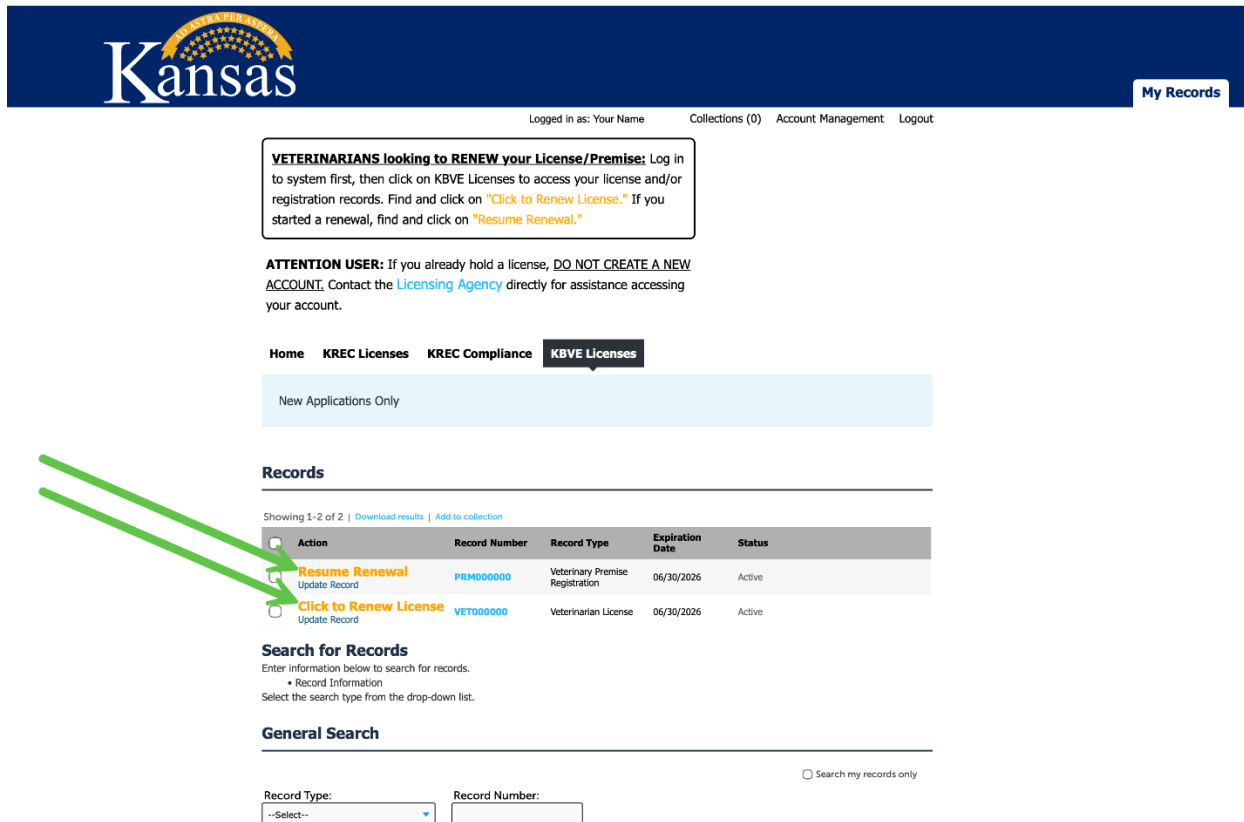
Hello, Your Name

My Collection (0) View Collections

You do not have any collections right now.

Work in progress View All Records

- Find and click on **Click to Renew License**. If you started a renewal, find and click on **Resume Renewal** (do NOT click **Update Record**).



**VETERINARIANS looking to RENEW your License/Premise:** Log in to system first, then click on KBVE Licenses to access your license and/or registration records. Find and click on "Click to Renew License." If you started a renewal, find and click on "Resume Renewal."

**ATTENTION USER:** If you already hold a license, **DO NOT CREATE A NEW ACCOUNT**. Contact the [Licensing Agency](#) directly for assistance accessing your account.

Home KREC Licenses KREC Compliance **KBVE Licenses**

New Applications Only

### Records

Showing 1-2 of 2 | [Download results](#) | [Add to collection](#)

Action	Record Number	Record Type	Expiration Date	Status
<a href="#">Resume Renewal</a> Update Record	PRM000000	Veterinary Premise Registration	06/30/2026	Active
<a href="#">Click to Renew License</a> Update Record	VET000000	Veterinarian License	06/30/2026	Active

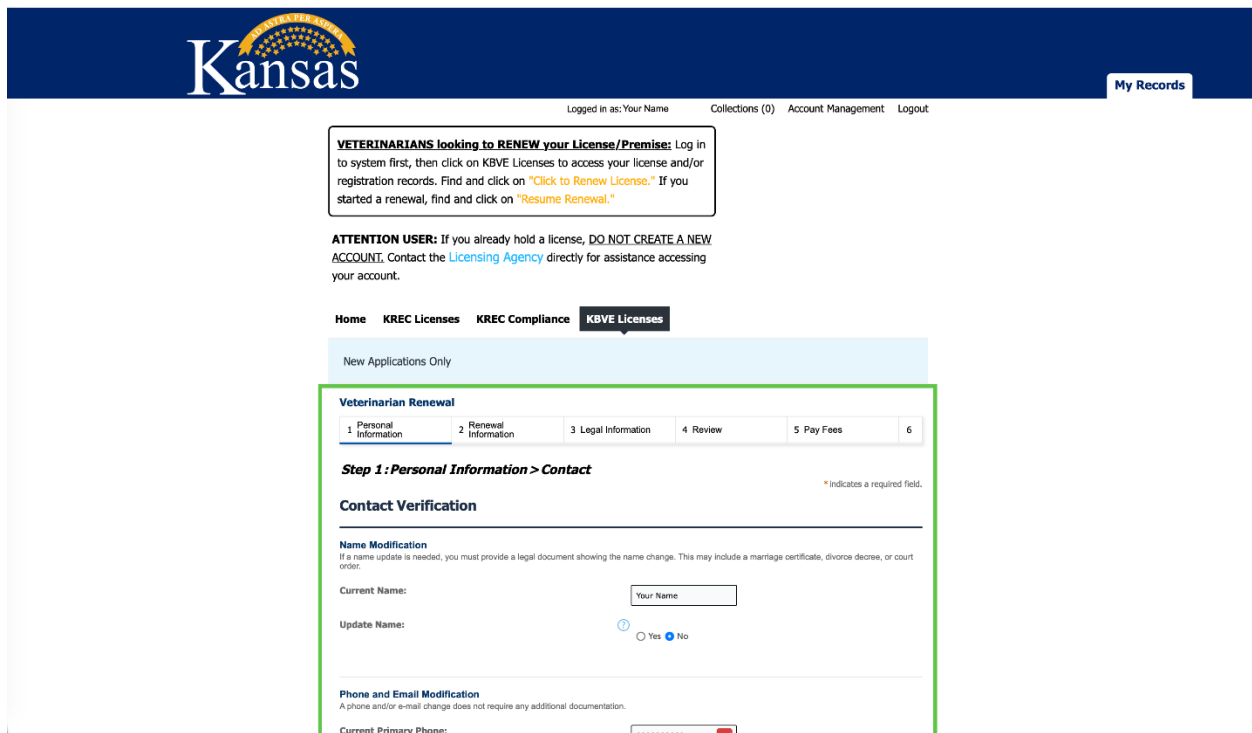
**Search for Records**  
Enter information below to search for records.  
• Record Information  
Select the search type from the drop-down list.

**General Search**

Search my records only

Record Type:  Record Number:

4. Follow the on-screen prompts and directions to complete your Renewal  
**Note:** Fields with an orange asterisk require an answer.



The screenshot shows the Kansas Board of Veterinary Examiners website interface. At the top, there is a navigation bar with the logo and the text "Kansas Board of Veterinary Examiners". Below the logo, there is a navigation menu with "Home", "KREC Licenses", "KREC Compliance", and "KBVE Licenses". The "KBVE Licenses" menu item is highlighted. In the top right corner, there is a "My Records" button. Below the navigation bar, there is a login status "Logged in as: Your Name" and links for "Collections (0)", "Account Management", and "Logout".

A prominent message box states: "VETERINARIANS looking to RENEW your License/Premise: Log in to system first, then click on KBVE Licenses to access your license and/or registration records. Find and click on 'Click to Renew License.' If you started a renewal, find and click on 'Resume Renewal.'"

Below this, an "ATTENTION USER" note reads: "If you already hold a license, DO NOT CREATE A NEW ACCOUNT. Contact the Licensing Agency directly for assistance accessing your account."

The main content area shows a progress bar for "Veterinarian Renewal" with six steps: 1 Personal Information, 2 Renewal Information, 3 Legal Information, 4 Review, 5 Pay Fees, and 6. Step 1 is currently selected. Below the progress bar, the heading "Step 1: Personal Information > Contact" is displayed, followed by a sub-heading "Contact Verification".

The "Contact Verification" section includes a "Name Modification" subsection with the instruction: "If a name update is needed, you must provide a legal document showing the name change. This may include a marriage certificate, divorce decree, or court order." It features a "Current Name:" field with a text input box containing "Your Name" and an "Update Name:" section with a question mark icon and radio buttons for "Yes" and "No", where "No" is selected.

Below this is a "Phone and Email Modification" subsection with the instruction: "A phone and/or e-mail change does not require any additional documentation." It includes a "Current Primary Phone:" field with a text input box and a red asterisk icon.